

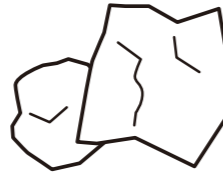

まぜればごみ! 分ければ資源!

ごみの分け方・出し方

紙ごみ **リサイクル(ミックスペーパー)** ●“可燃ごみ”に入れないでください!
※詳細は紙ごみの分け方・出し方ポスター参照

<ul style="list-style-type: none"> ○雑誌 ○包装紙 ○封筒類 ○シュレッダーごみ 機密不要のコピー用紙 	<ul style="list-style-type: none"> ○新聞紙 ○チラシ 	<ul style="list-style-type: none"> ○段ボール 
-------------------------------------------------------------------------------------------------------------------------------------------------------------------------------------------------------	---------------------------------------------------------------------------------------------------------------------------------------------------------	---------------------------------------------------------------------------------------------------------------------------------------------

可燃ごみ



 <p>生ごみ類</p>	 <p>ちり紙</p>	 <p>紙パックジュース</p>
------------------------------------------------------------------------------------------------	-----------------------------------------------------------------------------------------------	------------------------------------------------------------------------------------------------------

不燃ごみ **透明・半透明の袋** ※ビニール袋類は“中身を出して!”

 <p>CD・DVD</p>	 <p>弁当ガラ</p>	 <p>カップ類</p>	 <p>ビニール類</p>
---------------------------------------------------------------------------------------------------	-------------------------------------------------------------------------------------------------	--------------------------------------------------------------------------------------------------	----------------------------------------------------------------------------------------------------


注 大学で発生するごみは事業系なので家庭ごみとは扱いが異なります。
家庭ごみにおける“リサイクルプラ”は、大学では“不燃ごみ”として扱われます。

ビン

 <p>飲料缶</p>	 <p>飲料ビン</p> <p>缶はつぶしましょう。 容量の削減になります。</p>
------------------------------------------------------------------------------------------------	-----------------------------------------------------------------------------------------------------------------------------------

ペットボトル **透明・半透明の袋**




●キャップは最寄りの回収Boxに




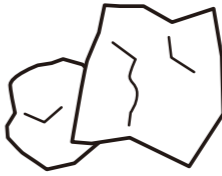

Separation turns Garbage into Resources!

Separation and Disposal of Garbage




Paper Waste **Paper for Recycle (Mix Papers)** ●Don't put it into "Burnable Waste"
※For details consult the poster about the separation and disposal of paper waste

<ul style="list-style-type: none"> ○Magazines ○Wrapping Paper ○Envelopes ○Shredder Waste 	<ul style="list-style-type: none"> ○Newspapers ○Fliers 	<ul style="list-style-type: none"> ○Cardboard Boxes 
------------------------------------------------------------------------------------------------------------------------------------------------------------------------------------------------------------------------	--------------------------------------------------------------------------------------------------------------------------------------------------------------------	--------------------------------------------------------------------------------------------------------------------------------------------------------

Burnable Waste



 <p>Food Waste</p>	 <p>Waste Paper</p>	 <p>Carton juice</p>
--------------------------------------------------------------------------------------------------------	---------------------------------------------------------------------------------------------------------	----------------------------------------------------------------------------------------------------------

Not-Recyclable Disposal **Use a transparent or semi-transparent bag** ※Plastic bags "Give the contents, and throw it away!"

 <p>CD・DVD</p>	 <p>Trays and Wrappers</p>	 <p>Styrofoam Cups</p>	 <p>Plastic/Vinyl Bags</p>
-----------------------------------------------------------------------------------------------------	-----------------------------------------------------------------------------------------------------------------	-------------------------------------------------------------------------------------------------------------	-----------------------------------------------------------------------------------------------------------------

Garbage generated at the university is regarded as "Business Garbage" and uses a different sorting process than household garbage. At the university, recyclable plastics are treated as "Burnable Waste"

Bottles Cans

 <p>Empty Cans</p>	 <p>Empty Bottles</p> <p>Please crush empty cans in order to decrease the volume of waste</p>
---------------------------------------------------------------------------------------------------------	------------------------------------------------------------------------------------------------------------------------------------------------------------------------------------

PET Bottles **Use a transparent or semi-transparent bag**

●Put the cap in the nearest collection box

